

Ethnologue: Languages of Comoros

Twenty-sixth edition data

David M. Eberhard, Gary F. Simons, and Charles D. Fennig, Editors

Based on information from the *Ethnologue*, 26th edition:

Eberhard, David M., Gary F. Simons, and Charles D. Fennig (eds.). 2023.
Ethnologue: Languages of the World. Twenty-sixth edition. Dallas, Texas:
SIL International. Online: <http://www.ethnologue.com>.

For personal use only

Permission to distribute or reuse this work (in whole or in part)
may be obtained through the Copyright Clearance Center at
<http://www.copyright.com>.

Contents

List of Abbreviations	3
How to Use This Digest	4
Country Overview	6
Language Status Profile	7
Statistical Summaries	8
Alphabetical Listing of Languages	10
Language Map	12
Languages by Population	13
Languages by Status	14
Languages by Autonomous Island	16
Languages by Family	17
Language Code Index	18
Language Name Index	19
Bibliography	20

Copyright © 2023 by SIL International

All rights reserved. No part of this publication may be reproduced, redistributed, or transmitted in any form or by any means—electronic, mechanical, photocopying, recording, or otherwise—without the prior written permission of SIL International, with the exception of brief excerpts in articles or reviews.

List of Abbreviations

A	Agent in constituent word order
ACHPR	African Charter on Human Peoples' Rights (1987)
<i>alt.</i>	alternate name for
<i>alt. dial.</i>	alternate dialect name for
AOV	Agent-Object-Verb
C	Consonant in canonical syllable patterns
<i>Class</i>	Language classification
CPPDCE	Convention on the Protection and Promotion of the Diversity of Cultural Expressions (2005)
CSICH	Convention for the Safeguarding of Intangible Cultural Heritage (2003)
<i>dial.</i>	primary dialect name for
km	kilometer(s)
L1 / L2	first language / second (or other additional) language
<i>Lg Dev</i>	Language development
<i>Lg Use</i>	Language use
m	meter(s)
P	Patient in constituent word order
PARADISEC	Pacific And Regional Archive for Digital Sources In Endangered Cultures
<i>pej.</i>	pejorative
pl.	plural
S	Subject in constituent word order
sg.	singular
<i>Type</i>	Typological information
UNCRPD	United Nations Convention on the Rights of Persons with Disabilities (2006)
UNDRIP	United Nations Declaration on the Rights of Indigenous Peoples (2007)
V	Vowel in canonical syllable patterns

How to Use This Digest

This *Ethnologue* country digest provides an extract of the information about the language situation in Comoros that is published in the 26th edition of *Ethnologue: Languages of the World* (see <http://www.ethnologue.com>), including some ways of presenting the information that are not available in the online version. The digest begins with a “Country Overview” (page 6) and “Statistical Summaries” (page 8) of languages and number of speakers by language size, by language status, and by language family.

The “Alphabetical Listing of Languages” (page 10) provides detailed information on the 8 languages listed in the *Ethnologue* for the country of Comoros. This includes languages that are indigenous to the country, languages that have developed well-established multigenerational speaker communities after immigrating in the past, and languages that have a significant presence in the country but are not established (that is, not being transmitted to the next generation within the country). A complete language entry has the following form and content:

Primary language name [ISO 639-3 code] (Alternate names). Autonym. *Users*: Country user population. Population stability comment. Population remarks. Monolingual population. Ethnic population. *Location*: Location. *Status*: EGIDS level. Special cases. Language function in country. *Class*: Linguistic classification. Macrolanguage membership. *Dialects*: Dialect names. Intelligibility and dialect relations. Lexical similarity. *Type*: Linguistic typology information. *Lg Use*: Remarks on use of the language. Domains of use. User age range. Language attitudes. Bilingualism remarks. Use as second language. *Lg Dev*: Literacy rates. Literacy remarks. Use in education. Publications and use in media. Revitalization efforts. Language development agencies. *DLS*: Digital support. *Writing*: Scripts used. *Other*: Non-indigenous. General remarks. Religion. *Map*: Map page. *Worldwide*: Total population in all countries. Other countries where used.

See <http://www.ethnologue.com/methodology/#languagePages> for a full description of these information elements. If the autonym contains the “?” character, this indicates a complex non-Roman character that the PDF-creating software we are using is not able to render. We regret the inconvenience.

The “Language Map” (page 12) shows the locations of the listed languages. If the location of a language is given on a map, the *Map* element of the language entry indicates the page number of the map. If the language is identified on a map by name, but that name differs from the primary name in the language entry, the name on the map is given in parentheses. If the language is represented on the map by an index number, rather than by its name, the index number is given following the page number (with a colon as separator).

Many ways of finding languages are provided. “Languages by Population” (page 13) lists the languages in order of their first-language speaker populations. “Languages by Status” (page 14) lists the languages by their level of development or endangerment as measured on EGIDS, the Expanded Graded Intergenerational Disruption Scale (Lewis and Simons 2010). “Languages by

Autonomous Island” (page 16) lists the top-level administrative subdivisions of Comoros and the languages located within each. “Languages by Family” (page 17) lists the languages by their linguistic classifications. “Language Code Index” (page 18) gives an alphabetical listing of all the three-letter codes from ISO 639-3 that are used in this digest to uniquely identify languages. “Language Name Index” (page 19) lists every name that appears in the language listings as a primary or alternate name of a language or dialect. A total of 26 unique names are associated with the 8 languages described in this digest.

Finally, a listing of all the published sources cited within this digest is found in “Bibliography” (page 20). The published sources are cited using standard in-text citations enclosed in parentheses, consisting of the author’s or editor’s surname followed by the year of publication. Unpublished sources including personal communications and unpublished reports are also acknowledged when specific statements or facts are attributed to them. They are identified using in-text citations enclosed in parentheses in which the year of the communication is given first, followed by the source’s first initial and surname. In such a case, there is no corresponding entry in the bibliography.

This digest is designed for use in both digital and print formats. The cross-references are thus rendered as page numbers that are hyperlinks. When using the document in printed form, simply turn to the referenced page by number. When using it in digital form, click on the blue text to jump to the cross-referenced location.

If you believe any of the information about a language in this digest is in error or if you are able to supply missing information, please send your proposed change to the editor using one of the means given below. Provide as much information as possible about the source of your information. Full bibliographic details of published sources are especially helpful.

The preferred method of submitting corrections and additions is to join our Contributor Program by applying at <http://www.ethnologue.com/contributor-program>. With a contributor account you will be entitled to complimentary access to the website and will be able to use the Contribute tab on the page for a language or country in order to propose corrections and additions. The advantage of giving feedback in this way is that it becomes part of the public record on the website. You will also be automatically notified of the editorial action.

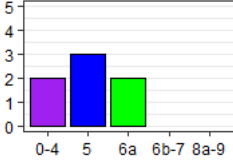
Alternatively, you may submit corrections and additions by e-mail to:

Ethnologue_Editor@sil.org

Or by post to:

Editor, Ethnologue
SIL International
7500 West Camp Wisdom Road
Dallas, TX 75236, U.S.A.

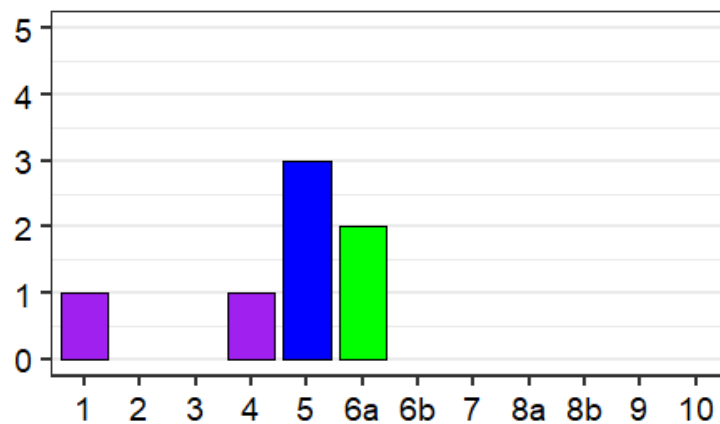
Country Overview

Name of country	Comoros												
Other names	Union of the Comoros												
Population	870,000 (2020 World Bank)												
Comments	Three islands associating together in federation: Ngazidja (Grande Comore), Mwali (Mohéli Island), and Ndzuwani (Anjouan Island).												
Principal language	French												
Literacy rate	78% (2015 World Factbook)												
International conventions	ACHPR (1986), CPPDCE (2013), CSICH (2013), UNCRPD (2016), UNDRIP (2007)												
General references	Chagnoux and Haribou 1980, Chamanga and Gueunie 1967, Ottenheimer and Ottenheimer 1976												
Language counts	<p>The number of established languages listed for Comoros is 7. All are living languages. Of these, 3 are indigenous and 4 are non-indigenous. Furthermore, 2 are institutional, 3 are developing, and 2 are vigorous. Also listed is 1 unestablished language.</p>  <table border="1"> <caption>Language Vitality Counts for Comoros</caption> <thead> <tr> <th>Vitality Category</th> <th>Count</th> </tr> </thead> <tbody> <tr> <td>0-4</td> <td>2</td> </tr> <tr> <td>5</td> <td>3</td> </tr> <tr> <td>6a</td> <td>2</td> </tr> <tr> <td>6b-7</td> <td>0</td> </tr> <tr> <td>8a-9</td> <td>0</td> </tr> </tbody> </table>	Vitality Category	Count	0-4	2	5	3	6a	2	6b-7	0	8a-9	0
Vitality Category	Count												
0-4	2												
5	3												
6a	2												
6b-7	0												
8a-9	0												

See the next page for an explanation of the summary categories for language vitality used in the above counts and graph.

Language Status Profile

The following histogram gives a graphic profile of the established languages in Comoros with respect to their status of language development versus language endangerment. This includes all of the languages appearing in the “Alphabetical Listing of Languages” (page 10) that report an EGIDS level after *Status*; macrolanguages and unestablished languages are not included in the profile. The horizontal axis plots the estimated level of development or endangerment as measured on the EGIDS scale (Lewis and Simons 2010). The height of each bar indicates the number of languages that are estimated to be at the given level. Consult “Languages by Status” (page 14) in order to see the specific languages for each level.



The color coding of the bars in the histogram above matches the color scheme used in the summary profile graph on the preceding page. In this scheme, the EGIDS levels are grouped as follows:

- Purple = Institutional (EGIDS 0–4) — The language has been developed to the point that it is used and sustained by institutions beyond the home and community.
- Blue = Developing (EGIDS 5) — The language is in vigorous use, with literature in a standardized form being used by some though this is not yet widespread or sustainable.
- Green = Vigorous (EGIDS 6a) — The language is in vigorous use among all generations and remains unstandardized.
- Yellow = In trouble (EGIDS 6b–7) — Intergenerational transmission is in the process of being broken, but the child-bearing generation can still use the language so it is possible that revitalization efforts could restore transmission of the language in the home.
- Red = Dying (EGIDS 8a–9) — The only fluent users (if any) are older than child-bearing age, so it is too late to restore natural intergenerational transmission through the home; a mechanism outside the home would need to be developed.
- Black = Extinct (EGIDS 10) — The language is no longer used and no one retains a sense of ethnic identity associated with the language.

Statistical Summaries

The “Alphabetical Listing of Languages” (page 10) provides a detailed listing of all the languages of Comoros. This section steps back from the detail to offer a summary view of the language situation in the country. Specifically, it offers three numerical tabulations of the living established languages of Comoros and their users: by language size, by language status, and by language family.

Summary by language size

Table 1 summarizes the distribution of living established languages in Comoros by number of L1 speakers. The *Population range* column categorizes the sizes of the languages by order of magnitude (in terms of the number of digits in the population of first-language speakers). Consult “Languages by Population” (page 13) for a listing of the specific languages in each range category.

The *Count* column gives the number of living established languages within the specified population range. The *Percent* column gives the share of the count for that population range as a percentage of the total number of languages given at the bottom of the Count column. The *Cumulative* column gives the cumulative sum of the percentage of languages going from top to bottom in the column.

The *Total* column gives the total L1 population of all the languages in the given range category. The second *Percent* column gives the percentage of the total country population as estimated at the bottom of the Total column. Note that if the table has a row for Unknown, representing languages for which the *Ethnologue* does not have a population estimate, the calculation of population percentage is not able to take those languages into account. The final *Cumulative* column gives the cumulative sums of the population percentages going from top to bottom in the column.

Table 1: Distribution of languages by number of first-language speakers

Population range	Living languages			Number of speakers		
	Count	Percent	Cumulative	Total	Percent	Cumulative
100,000 to 999,999	2	28.6	28.6%	798,000	92.72924	92.72924%
10,000 to 99,999	2	28.6	57.1%	58,700	6.82106	99.55030%
1,000 to 9,999	2	28.6	85.7%	3,870	0.44970	100.00000%
Unknown	1	14.3	100.0%			
<i>Totals</i>	7	100.0		860,570	100.00000	

Summary by language status

Table 2 summarizes the distribution of living established languages in Comoros by their status in terms of language development or language endangerment. The *EGIDS* column categorizes the

languages by their level on the EGIDS scale. Consult “Languages by Status” (page 14) for a listing of the specific languages that have been assigned to each level. Note that the EGIDS level reported here is for the status of the language in Comoros. Languages that are also used in other countries may be assigned to a different EGIDS level in those countries.

The next six columns are as in Table 1. In addition, the *Mean* column gives the average L1 population of all the languages with the given EGIDS level and the *Median* column gives the median L1 population for the languages at that level, that is, half of the languages at that level have a higher population and half have a lower population. If there are any languages with an unknown population, these are ignored in the calculation of the mean and the median.

Table 2: Distribution of languages by vitality status

EGIDS	Living languages			Number of speakers				
	<i>Count</i>	<i>Percent</i>	<i>Cumulative</i>	<i>Total</i>	<i>Percent</i>	<i>Cumulative</i>	<i>Mean</i>	<i>Median</i>
1	1	14.3	14.3%	1,770	0.2057	0.2057%	1,770	1,770
4	1	14.3	28.6%	Unknown				
5	3	42.9	71.4%	441,500	51.3032	51.5089%	147,167	14,400
6a	2	28.6	100.0%	417,300	48.4911	100.0000%	208,650	208,650
<i>Totals</i>	7	100.0		860,570	100.0000			

Summary by language family

The genealogical classifications given in the language entries of the “Alphabetical Listing of Languages” (page 10) name 4 different top-level groups. Table 3 summarizes the distribution of living established languages and their L1 populations within these families. The columns are as for table 2, with the exception that *Cumulative* is excluded since there is no inherent ordering of the families.

Table 3: Distribution of languages by language family

Language family	Living languages		Number of speakers			
	<i>Count</i>	<i>Percent</i>	<i>Total</i>	<i>Percent</i>	<i>Mean</i>	<i>Median</i>
Afro-Asiatic	1	14.3	Unknown			
Austronesian	1	14.3	2,100	0.2	2,100	2,100
Indo-European	1	14.3	1,770	0.2	1,770	1,770
Niger-Congo	4	57.1	856,700	99.6	214,175	208,650
<i>Totals</i>	7	100.0	860,570	100.0		

Alphabetical Listing of Languages

Arabic, Standard [arb]. *Location*: Widespread. *Status*: 4 (Educational). Statutory language of national identity (2001, Constitution, Article 1), a largely symbolic function. *Class*: Afro-Asiatic, Semitic, Central, South, Arabic. *Type*: VSO; prepositions; noun head initial; gender (masculine/feminine); dual number; definite and indefinite affixes; case-marking (3 cases); verb affixes mark number, gender of subject; aspect; 28 consonant and 6 vowel phonemes; non-tonal; stress on first syllable; trilateral roots, few affixes. *Lg Use*: Not a L1. *Lg Dev*: Taught as subject in most secondary schools, geared toward learning to read the Koran. Fully developed. Bible: 1645–2008. *Writing*: Arabic script, Naskh variant, primary usage. Braille script. *Other*: Non-indigenous. *Worldwide*: Total users in all countries: 273,989,700. Global EGIDS level: 0 (International). Indigenous in: Saudi Arabia. Also established in 30 other countries and unestablished in 1 more.

Comorian, Mwali [wlc] (Mohélien, Mwali, Shimwali). *Users*: 44,300 in Comoros (2020). *Location*: Moheli Autonomous Island. *Status*: 6a* (Vigorous). Statutory language of provincial identity in Moheli Island (2002, Constitution, Article 1). *Class*: Niger-Congo, Atlantic-Congo, Volta-Congo, Benue-Congo, Bantoid, Southern, Narrow Bantu, Central, G, Swahili (G.44). *DLS*: Emerging (0.01). *Other*: Muslim. *Map*: 12:7. *Worldwide*: Total users in all countries: 45,900. Unestablished in: Madagascar, Réunion.

Comorian, Ndzwani [wni] (Hinzua, Njuani). Autonym: Shindzwani. *Users*: 373,000 in Comoros (2020). *Location*: Anjouan Autonomous Island. *Status*: 6a* (Vigorous). Statutory language of provincial identity in Anjouan Island (2002, Constitution, Article 1). *Class*: Niger-Congo, Atlantic-Congo, Volta-Congo, Benue-Congo, Bantoid, Southern, Narrow Bantu, Central, G, Swahili (G.44). *Lg Dev*: Bible portions: 2011. *DLS*: Emerging (0.04). *Writing*: Arabic script, Naskh variant. Latin script. *Other*: Muslim. *Map*: 12:8. *Worldwide*: Total users in all countries: 384,600. Unestablished in: Madagascar, Réunion.

Comorian, Ngazidja [zdj] (Ngazidja, Ngazija, Shingazija). Autonym: Shingazidja. *Users*: 425,000 in Comoros (2020). *Location*: Grande Comore Autonomous Island. *Status*: 5* (Developing). Statutory language of provincial identity in Grande Comore (2002, Constitution, Article 1). *Class*: Niger-Congo, Atlantic-Congo, Volta-Congo, Benue-Congo, Bantoid, Southern, Narrow Bantu, Central, G, Swahili (G.44). *Lg Dev*: Bible portions: 1976–2007. *DLS*: Emerging (0.09). *Writing*: Arabic script, Naskh variant. Latin script. *Other*: Muslim. *Map*: 12:9. *Worldwide*: Total users in all countries: 437,900. Unestablished in: Madagascar, Réunion.

French [fra] (Français). Autonym: français. *Users*: 238,770 in Comoros, all users. L1 users: 1,770 in Comoros (2020). L2 users: 237,000 (Marcoux et al 2022). *Status*: 1 (National). Statutory national language (2001, Constitution, Article 1). *Class*: Indo-European, Italic, Romance, Italo-Western, Western, Gallo-Iberian, Gallo-Romance, Gallo-Rhaetian, Oïl, French. *Type*: SVO; prepositions; noun head final for common adjectives, numbers, possessives, but most

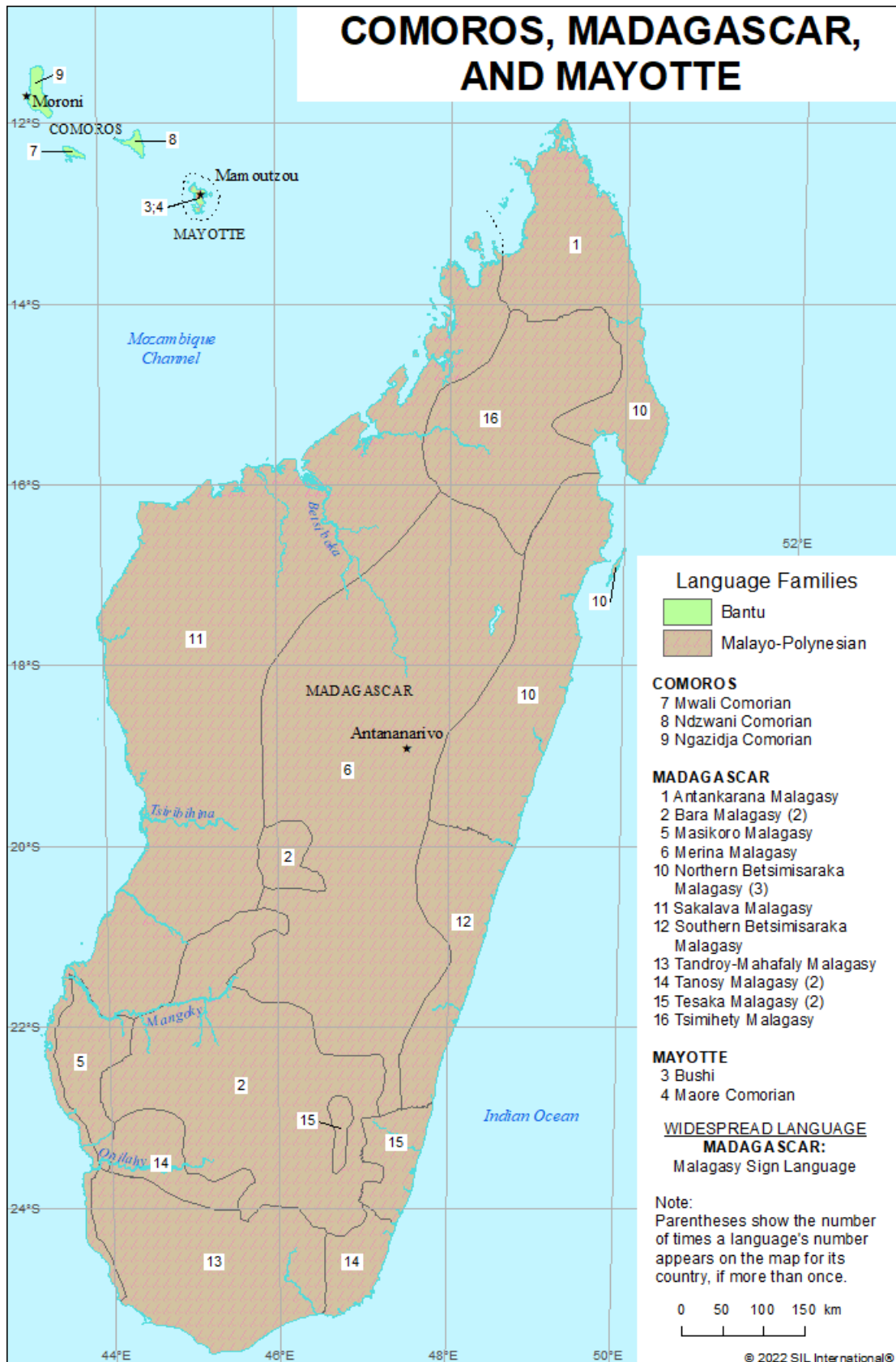
attributive adjectives come after the noun; gender (masculine/feminine); definite and indefinite articles; verb affixes mark person, number; passives; tense; comparatives; 20 consonant and 14 vowel phonemes; non-tonal; syllable-timed stress. *Lg Dev*: Taught in all primary and secondary schools. Fully developed. Bible: 1530–2000. *Writing*: Braille script. Duployan shorthand. Latin script, primary usage. *Other*: Non-indigenous. Language of all formal education except Koranic. *Worldwide*: Total users in all countries: 309,804,220 (as L1: 80,770,190; as L2: 229,034,030). Global EGIDS level: 0 (International). Indigenous in: Andorra, Belgium, France, Luxembourg, Monaco, Switzerland. Also established in 95 other countries and unestablished in 24 more.

Makhuwa [vmw] (Makua). Autonym: Emakhuwa. *Users*: 14,400 in Comoros (2020). *Status*: 5* (Developing). *Class*: Niger-Congo, Atlantic-Congo, Volta-Congo, Benue-Congo, Bantoid, Southern, Narrow Bantu, Central, P, Makhuwa (P.31). *Lg Dev*: Dictionary. Bible: 1982–2000. *Writing*: Latin script. *Other*: Non-indigenous. *Worldwide*: Total users in all countries: 3,974,400. Indigenous in: Mozambique.

Malagasy [plt] (Ambaniandro, Borizany, Fiteny Malagasy, Hova, Malagasy fiteny, Malgache). Autonym: Malagasy, Malagasy ôfisialy. *Users*: 2,100 in Comoros (2020). *Location*: Scattered. *Status*: 5* (Dispersed). *Class*: Austronesian, Malayo-Polynesian, Greater Barito, East, Malagasy. *Type*: VOS; prepositions; noun head initial; definite article; verb affixes mark person, number; active, passive and circumstantial voices; tense; causatives; 29 consonants, 5 vowels, 3 diphthongs; non-tonal; stress on penultimate syllable; inclusive/exclusive pronouns. *Lg Use*: Spoken by a substantial number of residents of Madagascar origin. Also use Maore Comorian [swb]. *Lg Dev*: Fully developed. Bible: 1835–2011. *Writing*: Braille script. Latin script, primary usage. *Other*: Non-indigenous. Traditional religion, Christian, Muslim. *Worldwide*: Total users in all countries: 7,549,160 (as L1: 7,548,360; as L2: 800). Global EGIDS level: 1 (National). Indigenous in: Madagascar (Merina Malagasy). Unestablished in: Canada (Merina Malagasy), Mauritius, Mayotte, Réunion.

Swahili [swh]. Autonym: Kiswahili. *Users*: 1,100 in Comoros (2020). *Status*: Unestablished. *Class*: Niger-Congo, Atlantic-Congo, Volta-Congo, Benue-Congo, Bantoid, Southern, Narrow Bantu, Central, G, Swahili (G.42). *Type*: SVO; prepositions; noun head initial; 18 noun classes; no articles; verb affixes mark person, number, object; passives; causatives; comparatives; 22 consonant and 5 vowel phonemes; non-tonal; stress on penultimate syllable. *Lg Dev*: Fully developed. Bible: 1891–2017. *Writing*: Braille script. Latin script. *Other*: Non-indigenous. *Worldwide*: Total users in all countries: 71,558,080 (as L1: 16,164,680; as L2: 55,393,400). Global EGIDS level: 1 (National). Indigenous in: Kenya, Mozambique, Somalia, Tanzania. Also established in: Burundi, Oman, Rwanda, South Africa, Uganda. Unestablished in: Australia, Canada, Finland, Madagascar, Mayotte, New Zealand, Réunion, Saudi Arabia, United Arab Emirates, United Kingdom, United States.

Language Map



Languages by Population

In this section the languages of Comoros are listed in order of their population of first-language speakers within the country, from highest to lowest. The entries report just the population and status elements.

100,000 to 999,999

Comorian, Ngazidja [[zdj](#)] *Users:* 425,000 in Comoros (2020). *Status:* 5* (Developing). Statutory language of provincial identity in Grande Comore (2002, Constitution, Article 1). *Worldwide:* Total users in all countries: 437,900.

Comorian, Ndzwani [[wni](#)] *Users:* 373,000 in Comoros (2020). *Status:* 6a* (Vigorous). Statutory language of provincial identity in Anjouan Island (2002, Constitution, Article 1). *Worldwide:* Total users in all countries: 384,600.

10,000 to 99,999

Comorian, Mwali [[wlc](#)] *Users:* 44,300 in Comoros (2020). *Status:* 6a* (Vigorous). Statutory language of provincial identity in Moheli Island (2002, Constitution, Article 1). *Worldwide:* Total users in all countries: 45,900.

Makhuwa [[vmw](#)] *Users:* 14,400 in Comoros (2020). *Status:* 5* (Developing). *Worldwide:* Total users in all countries: 3,974,400.

1,000 to 9,999

Malagasy [[plt](#)] *Users:* 2,100 in Comoros (2020). *Status:* 5* (Dispersed). *Worldwide:* Total users in all countries: 7,549,160 (as L1: 7,548,360; as L2: 800).

French [[fra](#)] *Users:* 1,770 in Comoros (2020). 238,770 in Comoros, all users. L2 users: 237,000 (Marcoux et al 2022). *Status:* 1 (National). Statutory national language (2001, Constitution, Article 1). *Worldwide:* Total users in all countries: 309,804,220 (as L1: 80,770,190; as L2: 229,034,030).

Swahili [[swh](#)] *Users:* 1,100 in Comoros (2020). *Status:* Unestablished. *Worldwide:* Total users in all countries: 71,558,080 (as L1: 16,164,680; as L2: 55,393,400).

Unknown

Arabic, Standard [[arb](#)] *Status:* 4 (Educational). Statutory language of national identity (2001, Constitution, Article 1), a largely symbolic function. *Worldwide:* Total users in all countries: 273,989,700.

Languages by Status

In this section the languages of Comoros are listed in order of their status within the country as represented by their level on the EGIDs scale (Lewis and Simons 2010). The language entries are reduced to just the information elements that are relevant to assessing the EGIDS level: population, status, language use, language development, and writing.

1 (National)

French [[fra](#)] *Users*: 238,770 in Comoros, all users. L1 users: 1,770 in Comoros (2020). L2 users: 237,000 (Marcoux et al 2022). *Status*: Statutory national language (2001, Constitution, Article 1). *Writing*: Braille script. Duployan shorthand. Latin script, primary usage. *Worldwide*: Total users in all countries: 309,804,220 (as L1: 80,770,190; as L2: 229,034,030).

4 (Educational)

Arabic, Standard [[arb](#)] *Status*: Statutory language of national identity (2001, Constitution, Article 1), a largely symbolic function. *Lg Use*: Not a L1. *Writing*: Arabic script, Naskh variant, primary usage. Braille script. *Worldwide*: Total users in all countries: 273,989,700.

5 (Developing)

Comorian, Ngazidja [[zdj](#)] *Users*: 425,000 in Comoros (2020). *Status*: Statutory language of provincial identity in Grande Comore (2002, Constitution, Article 1). *Lg Dev*: Bible portions: 1976–2007. *Writing*: Arabic script, Naskh variant. Latin script. *Worldwide*: Total users in all countries: 437,900.

Makhuwa [[vmw](#)] *Users*: 14,400 in Comoros (2020). *Writing*: Latin script. *Worldwide*: Total users in all countries: 3,974,400.

5 (Dispersed)

Malagasy [[plt](#)] *Users*: 2,100 in Comoros (2020). *Lg Use*: Spoken by a substantial number of residents of Madagascar origin. Also use Maore Comorian [[swb](#)]. *Writing*: Braille script. Latin script, primary usage. *Worldwide*: Total users in all countries: 7,549,160 (as L1: 7,548,360; as L2: 800).

6a (Vigorous)

Comorian, Mwali [[wlc](#)] *Users*: 44,300 in Comoros (2020). *Status*: Statutory language of provincial identity in Moheli Island (2002, Constitution, Article 1). *Worldwide*: Total users in all countries: 45,900.

Comorian, Ndzwani [[wni](#)] *Users:* 373,000 in Comoros (2020). *Status:* Statutory language of provincial identity in Anjouan Island (2002, Constitution, Article 1). *Lg Dev:* Bible portions: 2011. *Writing:* Arabic script, Naskh variant. Latin script. *Worldwide:* Total users in all countries: 384,600.

Unestablished

Swahili [[swh](#)] *Users:* 1,100 in Comoros (2020). *Writing:* Braille script. Latin script. *Worldwide:* Total users in all countries: 71,558,080 (as L1: 16,164,680; as L2: 55,393,400).

Languages by Autonomous Island

This index gives an alphabetical listing of the top-level administrative subdivisions within Comoros. Under the name of each autonomous island is a list of the language communities that are located within its area.

Anjouan

Comorian, Ndzwani [wni], [10](#)

Grande Comore

Comorian, Ngazidja [zdj], [10](#)

Moheli

Comorian, Mwali [wlc], [10](#)

Languages by Family

This index gives an alphabetical listing of the linguistic classifications used for the established languages of Comoros. The entries in this index represent the full path in the linguistic family tree from the highest level grouping down to the lowest. All the languages listed in the same entry are members of the same lowest-level subgroup. The referenced page contains the main entry that describes the language.

Afro-Asiatic, Semitic, Central, South, Arabic

Arabic, Standard [arb], [10](#)

Austronesian, Malayo-Polynesian, Greater Barito, East, Malagasy

Malagasy, Merina [plt], [11](#)

Indo-European, Italic, Romance, Italo-Western, Western, Gallo-Iberian, Gallo-Romance, Gallo-Rhaetian, Oil, French

French [fra], [10](#)

Niger-Congo, Atlantic-Congo, Volta-Congo, Benue-Congo, Bantoid, Southern, Narrow Bantu, Central, G, Swahili (G.44)

Comorian, Mwali [wlc], [10](#)

Comorian, Ndzwani [wni], [10](#)

Comorian, Ngazidja [zdj], [10](#)

Niger-Congo, Atlantic-Congo, Volta-Congo, Benue-Congo, Bantoid, Southern, Narrow Bantu, Central, P, Makhuwa (P.31)

Makhuwa [vmw], [11](#)

Language Code Index

This index gives an alphabetical listing of all 8 three-letter codes that are used in this work to uniquely identify languages. The referenced page contains the main entry that describes the language. All codes listed are part of the ISO 639-3 standard; see <http://www.sil.org/iso639-3/>.

arb Arabic, Standard, [10](#)
fra French, [10](#)
plt Malagasy, Merina, [11](#)
swh Swahili, [11](#)

vmw Makhuwa, [11](#)
wlc Comorian, Mwali, [10](#)
wni Comorian, Ndzwani, [10](#)
zdj Comorian, Ngazidja, [10](#)

Language Name Index

This index lists every name that appears in the language listings as a primary or alternate name of a language or dialect. The following abbreviations are used in the index entries: *alt.* ‘alternate name for’; *alt. dial.* ‘alternate name for a dialect of’; *dial.* ‘primary name for a dialect of’; *pej. alt.* ‘pejorative alternate name for’; and *pej. alt. dial.* ‘pejorative alternate name for a dialect of’. Each index entry resolves to the primary name for the language with which the indexed name is associated, followed by square brackets containing the unique three-letter language code from ISO 639-3. The referenced page contains the main entry that describes the language. If the language appears on a map, the entry for the primary name also lists page numbers for the maps on which the language occurs.

Ambaniandro, *alt.* Malagasy, Merina [plt], 11

Arabic, Standard [arb], 10

see Arabic, Standard [arb], 10

Borizany, *alt.* Malagasy, Merina [plt], 11

Comorian, Mwali [wlc], 10, 12

see Comorian, Mwali [wlc], 10

Comorian, Ndzواني [wni], 10, 12

see Comorian, Ndzواني [wni], 10

Comorian, Ngazidja [zdj], 10, 12

see Comorian, Ngazidja [zdj], 10

Fiteny Malagasy, *alt.* Malagasy, Merina [plt], 11

Français, *alt.* French [fra], 10

French [fra], 10

Hinzua, *alt.* Comorian, Ndzواني [wni], 10

Hova, *alt.* Malagasy, Merina [plt], 11

Makhuwa [vmw], 11

Makua, *alt.* Makhuwa [vmw], 11

Malagasy [plt], 11

Malagasy fiteny, *alt.* Malagasy, Merina [plt], 11

Malgache, *alt.* Malagasy, Merina [plt], 11

Mohélien, *alt.* Comorian, Mwali [wlc], 10

Mwali, *alt.* Comorian, Mwali [wlc], 10

Ngazidja, *alt.* Comorian, Ngazidja [zdj], 10

Ngazija, *alt.* Comorian, Ngazidja [zdj], 10

Njuani, *alt.* Comorian, Ndzواني [wni], 10

Shimwali, *alt.* Comorian, Mwali [wlc], 10

Shindzwani, *alt.* Comorian, Ndzواني [wni], 10

Shingazidja, *alt.* Comorian, Ngazidja [zdj], 10

Shingazija, *alt.* Comorian, Ngazidja [zdj], 10

Bibliography

- Chagnoux, H. and A. Haribou. 1980. *Les Comores. Que sais-je?* Paris: Presses Universitaires de France.
- Chamanga, M. A. and N. J. Gueunie. 1967. *Recherches sur l'instrumentalisation du comorien*. Cahiers d'Etudes Africaines 17. The Hague: Mouton.
- Lewis, M. P. and G. F. Simons. 2010. Assessing endangerment: Expanding Fishman's GIDS. *Revue Roumaine de Linguistique* 55(2):103–120. http://www.lingv.ro/RRL_2_2010_art01Lewis.pdf. Accessed 11 January 2011.
- Marcoux, R., L. Richard and A. Wolff. 2022. *Estimation des francophones dans le monde en 2022: Sources et démarches méthodologiques*. Note de recherche de l'ODSEF, Québec, Mars 2022. Québec: Université Laval, Observatoire démographique et statistique de l'espace francophone.
- Ottenheimer, H. J. and M. Ottenheimer. 1976. The classification of the languages of the Comoro Islands. *Africana Linguistica* 18(9):408–415.